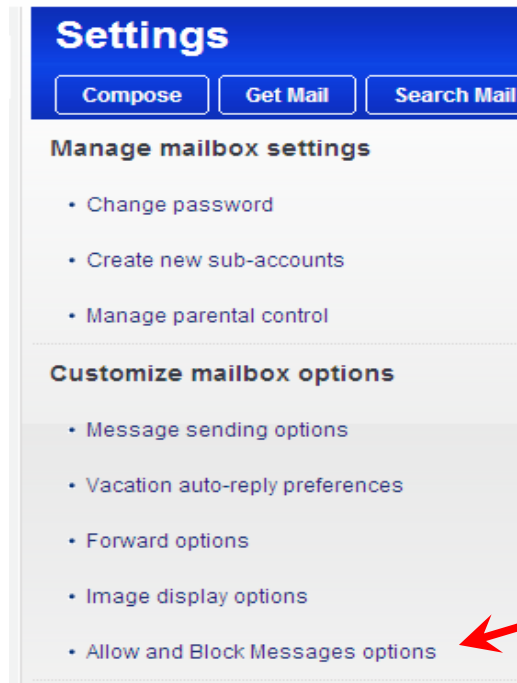


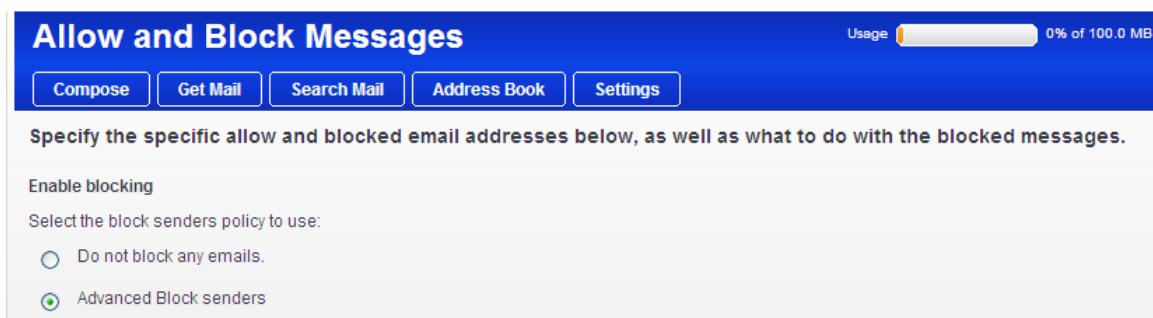
Attention Library Patrons with Hawaii Roadrunner e-mail accounts

To allow receipt of e-notices from the *Hawaii State Public Library System*, you may have to do the following to your individual e-mail account:

- Log into your Hawaii RR e-mail account:
- Go to **Settings**.
- Under **Customize mailbox options**, click on **Allow and Block Messages options**.

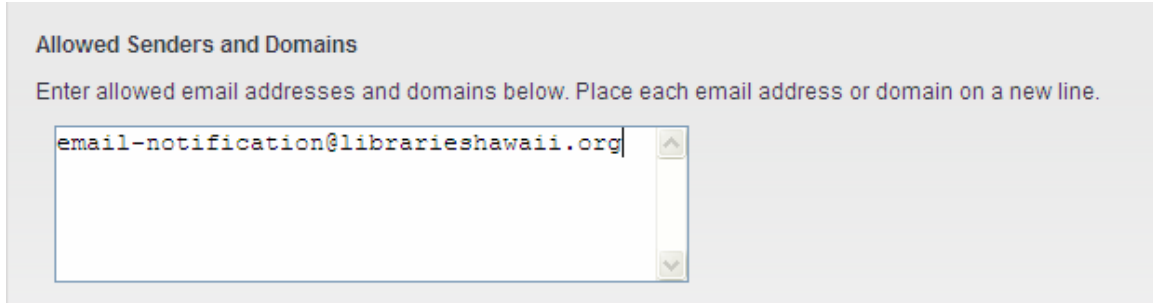


Under **Enable blocking**, click on the radio button **Advanced Block Senders**



The cursor should automatically put in you in the **Allowed Senders and Domains** box. Type in the following e-mail address:

email-notification@librarieshawaii.org



Allowed Senders and Domains

Enter allowed email addresses and domains below. Place each email address or domain on a new line.

email-notification@librarieshawaii.org

Scroll down and click on **OK** to complete the process. You should now be able to receive e-notices from the Hawaii State Public Library System.

Thank you for supporting Hawaii Public Libraries!