




## Shark (*Mano*)

### **Fun Tail Facts:**

- Tail fins, also called caudal fins, are uniquely shaped on each species of shark but they have one thing in common: the top fin is always longer than the bottom fin.
- Some sharks use their long tails to stun their prey!
- The cookiecutter shark has bioluminescence in their tail that glows to attract prey.



Created through cooperation with:



**NOAA**  
FISHERIES




PAPAHĀNAUMOKUĀKEA  
Marine National Monument

# Table of Contents


- Fun Facts
- Coloring Pages
- Craft Projects
- Draw the Habitat
- Word Search
- Video Links
  - Endangered Ocean: Sharks: <https://oceantoday.noaa.gov/endoceansharks/>
  - Patrick Ching on How to Draw a Shark:  
<http://www.waikikiaquarium.org/experience/virtual/marine-animal-drawing-lessons/>

# SHARKS

- A shark's sense of smell is 10,000 times more sensitive than a human's!
- Sharks are an ancient species and have been on earth for at least 420 million years.
- A single shark can have multiple rows of teeth and their mouth may contain as many as 3,000 teeth at one time!
- Sharks have excellent vision, even in murky water. Their night vision is better than your pet cat or dog's eyesight.
- When jumping out of the water, a mako shark can jump almost 30 feet high.
- Sharks around the world can vary from a tiny 7 inches in length to 50 feet long!
- Flipping a shark upside down puts it into a trance-like state so it acts like it is sleeping.
- A shark's skin feels just like sandpaper as it is covered in small razor-sharp "teeth," called denticles.
- Although most sharks are at the top of the food chain, their #1 marine predator is actually a dolphin – the killer whale.
- A whale shark's spot pattern is unique to each individual, so it's like a human fingerprint!
- Great white sharks can smell a single drop of blood in the water from approximately 1/3 of a mile away.




# Shark Coloring Sheet



# CRAFT PROJECT

## Shark Art

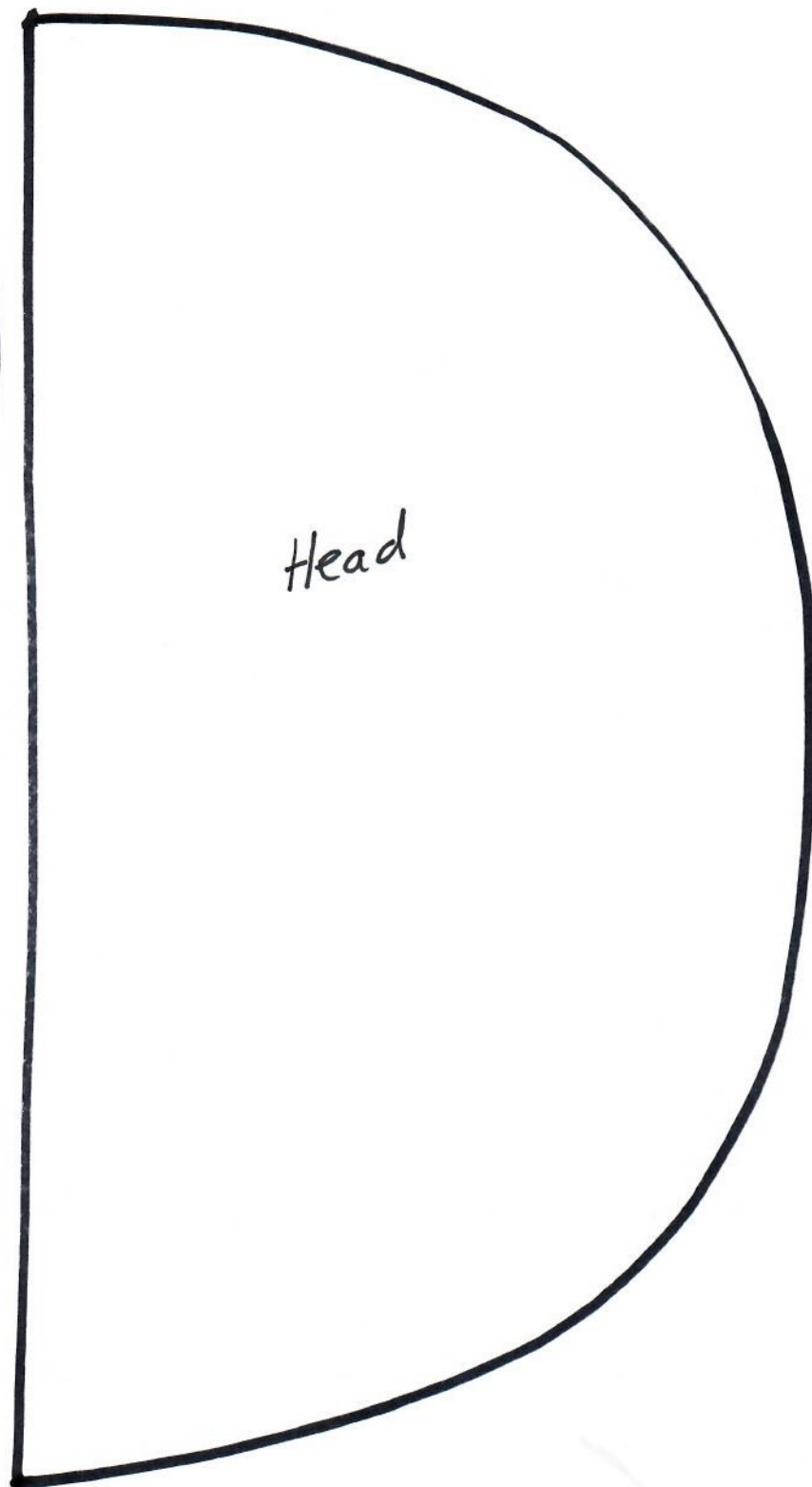


### Make a Shark Mask!!

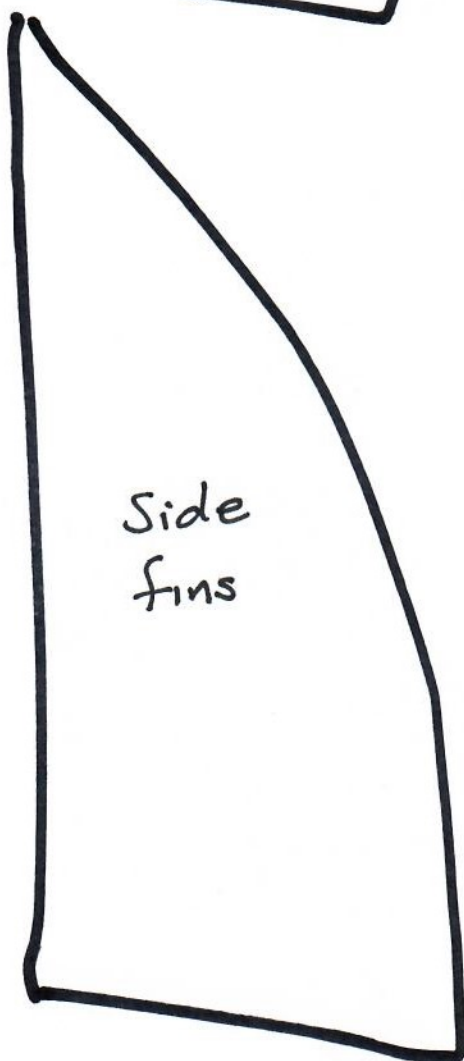
Use a large paper plate for the mask. Cut a hole in the middle of the plate big enough to add some teeth and for you to be able to look through, or cut out separate eye holes. The attached page has patterns for the head and fins. Cut them out of colored paper and add some teeth. Decorate your mask to be a friendly or a scary shark. Add a string or a paper head band to the mask to tie it onto your head.



top fin



Head



Side  
fins





## How To Make An Origami Shark

1.



2.



3.




4.




5.



6.



7.

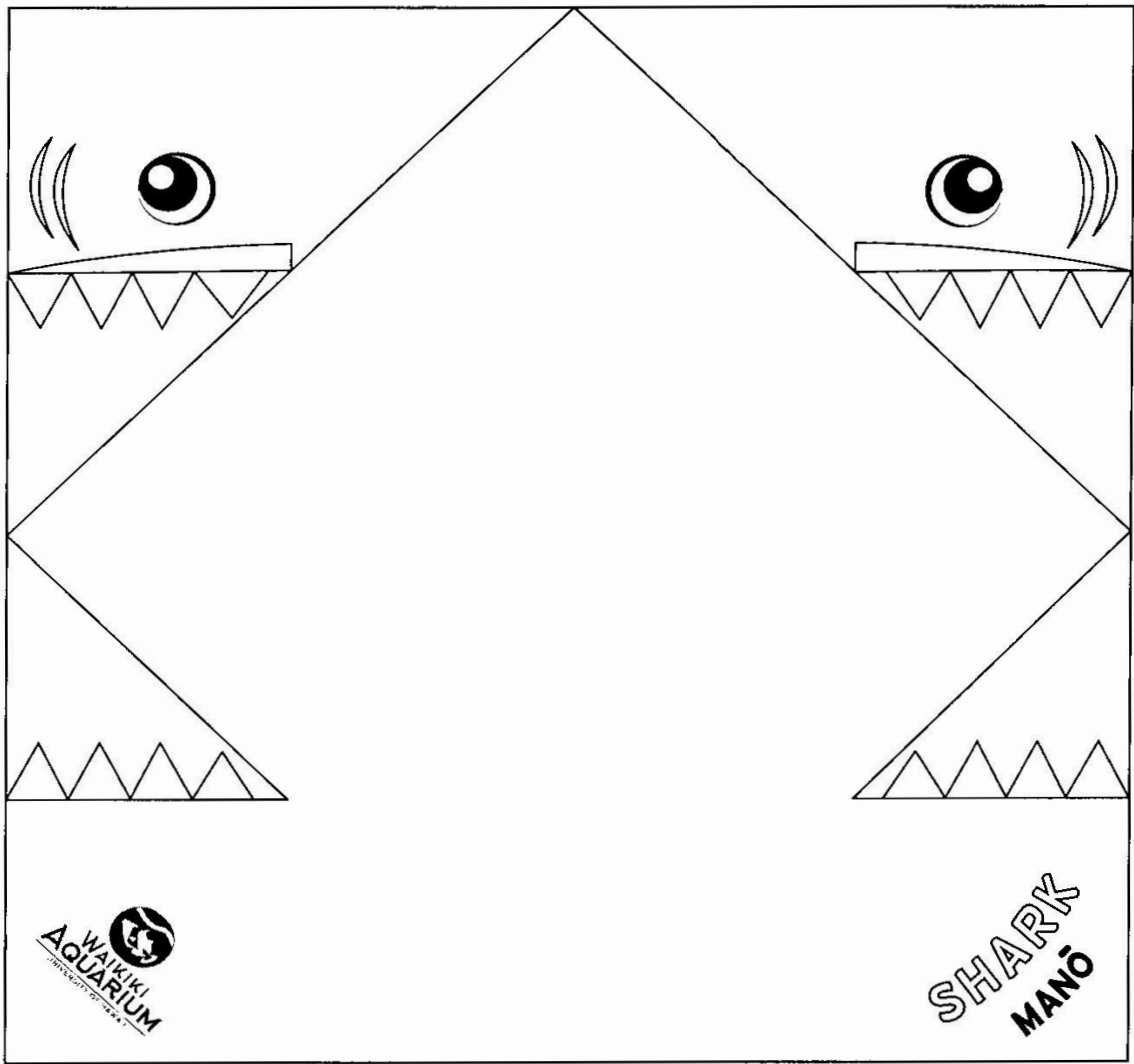


9.



8.








# Shark Word Search

Circle the words in the puzzle below!



E	I	S	H	A	R	K	T	E	E	T	H	R	P
B	I	S	R	C	A	T	S	D	R	A	S	I	C
L	R	D	E	L	A	H	W	S	O	G	M	I	K
A	C	S	O	Y	L	R	E	G	W	T	T	S	N
C	E	P	C	W	Y	A	T	D	S	I	E	O	L
K	Y	O	E	H	H	P	N	I	I	E	I	F	L
T	E	T	A	I	L	T	L	C	L	S	P	I	E
I	S	S	N	T	I	G	E	R	I	A	R	S	M
P	I	G	I	E	Y	L	P	V	W	E	G	H	S
A	G	I	C	T	A	R	T	A	T	O	N	E	D
N	H	L	S	I	N	H	R	E	E	B	P	T	I
L	T	L	H	P	G	P	R	E	D	A	T	O	R
O	K	S	G	I	I	N	N	L	E	E	S	A	T
G	S	A	N	D	P	A	P	E	R	F	S	E	T

REEF  
CARTILAGE  
TIGER  
EYESIGHT  
NIGHT VISION  
TEETH  
OCEANIC  
ROWS  
PREDATOR  
BLACKTIP  
SPOTS  
SHARK  
ANCIENT  
GILLS  
SMELL  
SANDPAPER  
WHITETIP  
WHALE  
FISH