




TAILS & TALES

Manta Ray (*Hāhālua*)

Fun Tail Facts:

- Manta rays have harmless, long, whip-like tails that luckily don't have the poisonous stinger found on many sting ray tails!
- Manta rays tails are long and thin, although shorter than their bodies, and is somewhat flattened.



Created through cooperation with:



NOAA
FISHERIES

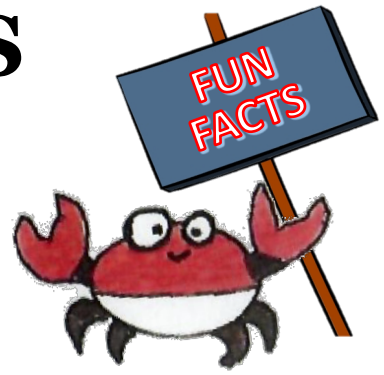


PAPAHĀNAUMOKUĀKEA
Marine National Monument

Table of Contents

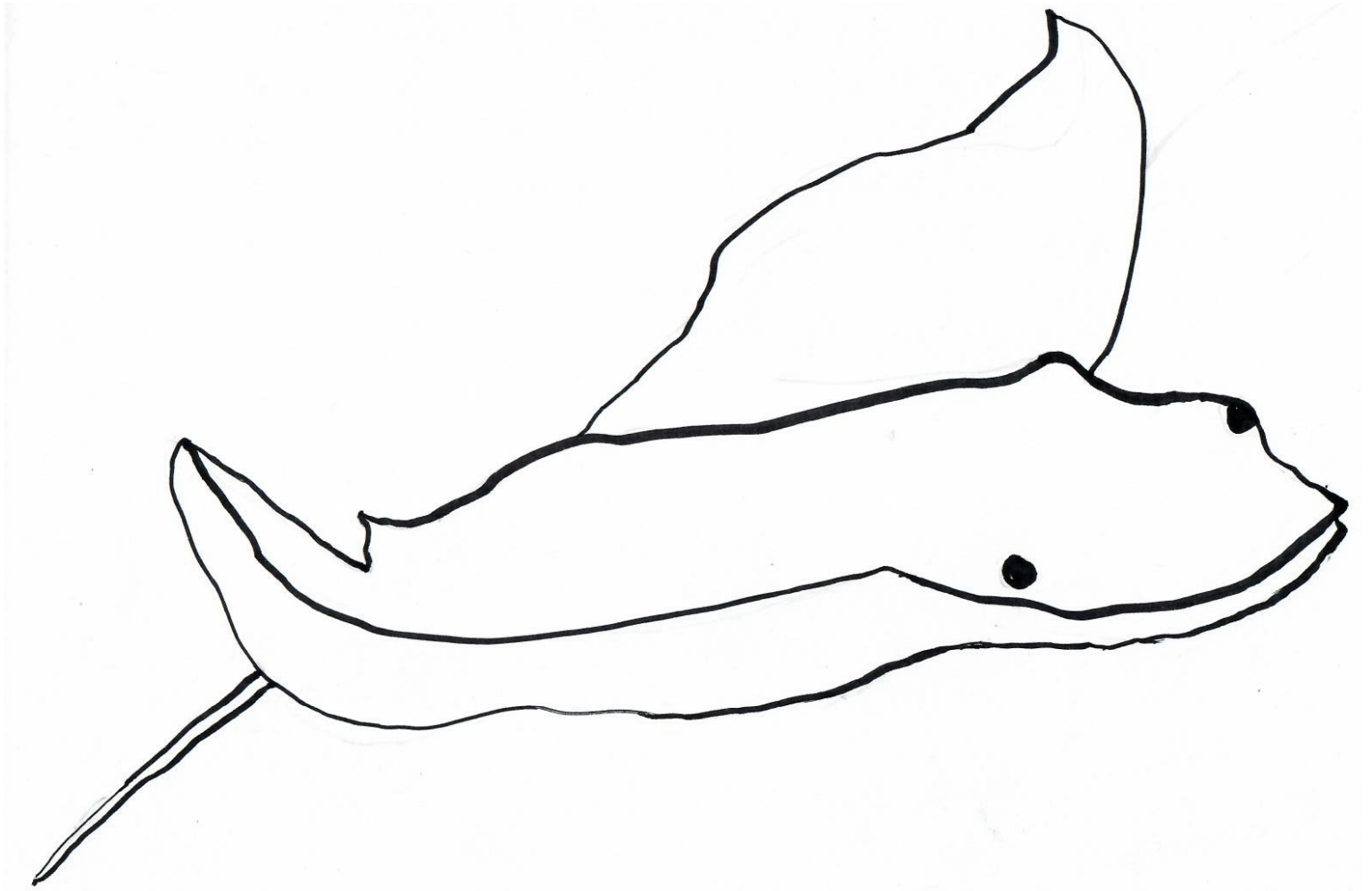
- Fun Facts
- Coloring Pages
- Craft Projects
- Word Search
- Video Links
 - Weird Animals: Manta Ray:
https://oceantoday.noaa.gov/weirdanimals_mantaray/

MANTA RAYS



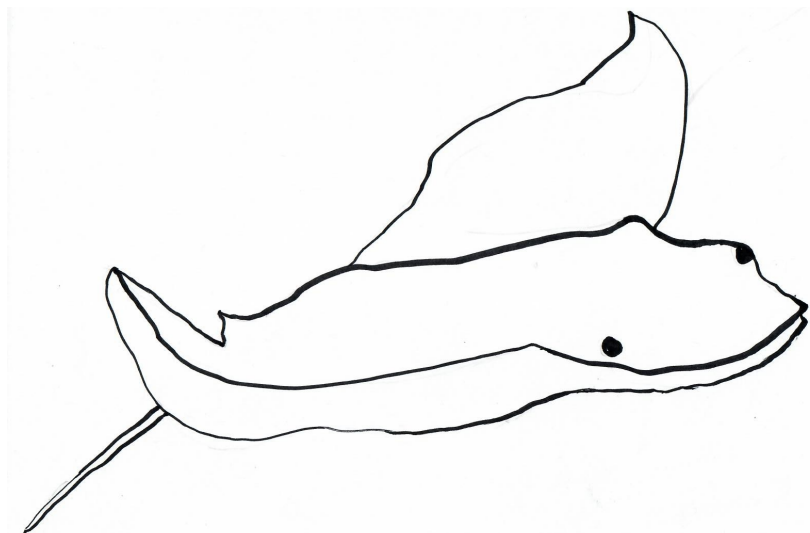
- Some manta rays can reach a weight of 3,000 pounds.
- The manta ray can live as long as 50 years.
- The giant manta ray has the largest brain of any fish.
- Manta rays average wing span is 15 feet but can be as large as 29 feet!
- The manta ray is a filter feeder that can sieve billions of plankton out of the water with their giant “vacuum-like” mouths.
- When baby manta rays are born, they look like a rolled-up burrito.
- Manta rays are very smart and can recognize themselves in a mirror!
- Manta rays are found all across the world in tropical and warm temperature oceans.
- The unique spot pattern on the underside of a manta ray are just like a human fingerprint!
- A manta ray has about 300 tiny, peg-like teeth (about the size of the head of a pin!) in their mouths but they’re not used for chewing food.
- Manta rays can sometimes be spotted leaping out of the water and when they do, they look like they are flying!
- At birth, a baby manta ray already has a wing span between 4 and 6 feet.
- Manta rays don’t have skeletons made of bones; it is all made up of lightweight cartilage!

Manta Ray Coloring Sheet



Where does a manta ray live?

Draw in and color its habitat below!



CRAFT PROJECT

Manta Rays

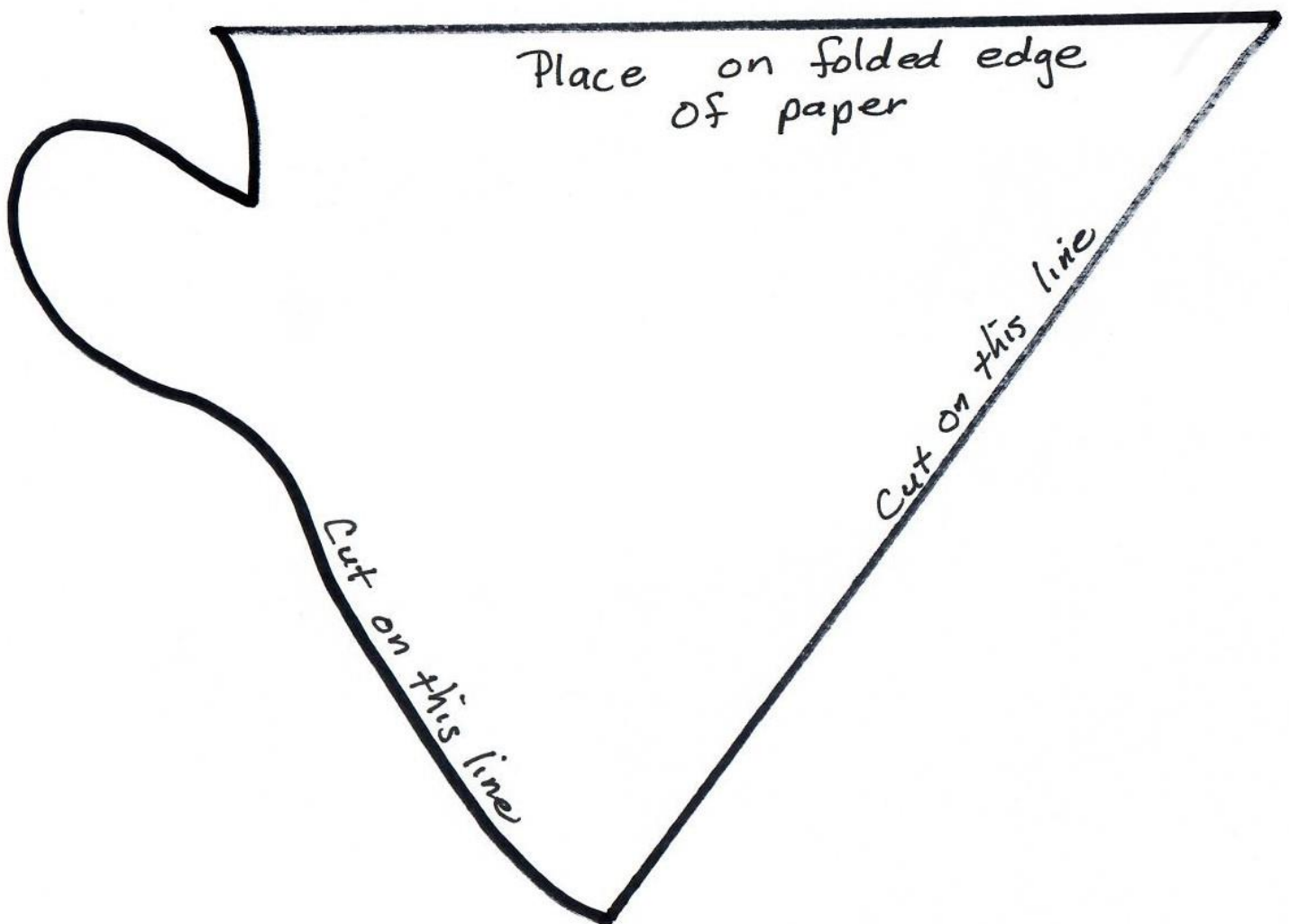
Manta Rays are a flat animal with big eyes and a long tail. This first manta ray is made from a paper plate with a cut out section for the mouth and added eyes and a tail.


The yellow example is made from a folded piece of paper. See the following page for the directions on how to cut this pattern. Be creative, how many kinds of rays can you make?



Manta Ray Pattern

- Take a piece of paper and fold in half.
- Cut out the pattern and trace it onto the folded piece of paper
- Make sure you place the folded edge of the pattern is on the folded edge of the paper.
- Cut on the lines that say cut.
- Decorate your manta ray, add eyes and a tail






H	S	H	S	E	A	U	R	C	H	I	N
S	S										
I	S	I	L	E	E	Y	A	R	O	M	
F	E	F	E	L	T	R	U	T	A	E	S
G	A	R	S	E	A	H	O	R	S	E	
O	S	E	L	A	E	S	K	N	O	M	C
R	N	G	S	E	A	S	T	A	R	L	
F	A	G	K	R	A	H	S			A	
	I	I	C	O	R	A	L			M	
	L	R	H	S	I	F	N	W	O	L	C
	T	O	C	T	O	P	U	S			
H	E	R	M	I	T	C	R	A	B		

MARINE LIFE WORD FIND

- | | | |
|------------|----------|-------------|
| CLAM | MONKSEAL | SEASTAR |
| CLOWNFISH | MORAYEEL | SEATURTLE |
| CORAL | OCTOPUS | SEAURCHIN |
| FROGFISH | SEAHORSE | SHARK |
| HERMITCRAB | SEASNAIL | TRIGGERFISH |

Manta Ray Word Search

Circle the words in the puzzle below!



N	C	P	C	M	A	T	B	M	Y	N	H	Y	H
R	A	S	R	K	E	E	R	E	N	N	A	A	E
E	I	T	G	I	I	E	A	O	A	H	I	R	F
D	L	O	S	A	S	T	I	G	I	A	N	A	K
E	G	P	N	A	O	H	N	T	F	I	O	T	E
E	G	S	I	G	G	I	L	L	S	G	T	N	P
F	D	I	N	R	P	P	I	F	A	R	K	A	M
R	O	E	A	I	M	O	U	T	H	L	N	M	T
E	I	I	S	N	T	R	O	P	I	C	A	L	O
T	L	P	R	T	T	E	G	I	T	R	L	C	L
L	O	C	E	A	N	A	S	W	N	N	P	P	A
I	O	N	A	P	S	G	N	I	W	E	A	A	E
F	R	T	D	T	C	A	R	T	I	L	A	G	E
N	F	I	S	H	I	A	L	E	A	P	I	N	G

OCEAN
MANTA RAY
TROPICAL
TEETH
FILTER FEEDER
WING SPAN
BRAIN
MOUTH
PLANKTON
LEAPING
GIANT
CARTILAGE
SPOTS
FISH
GILLS